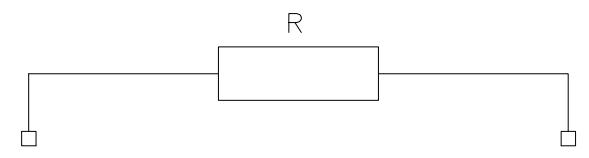
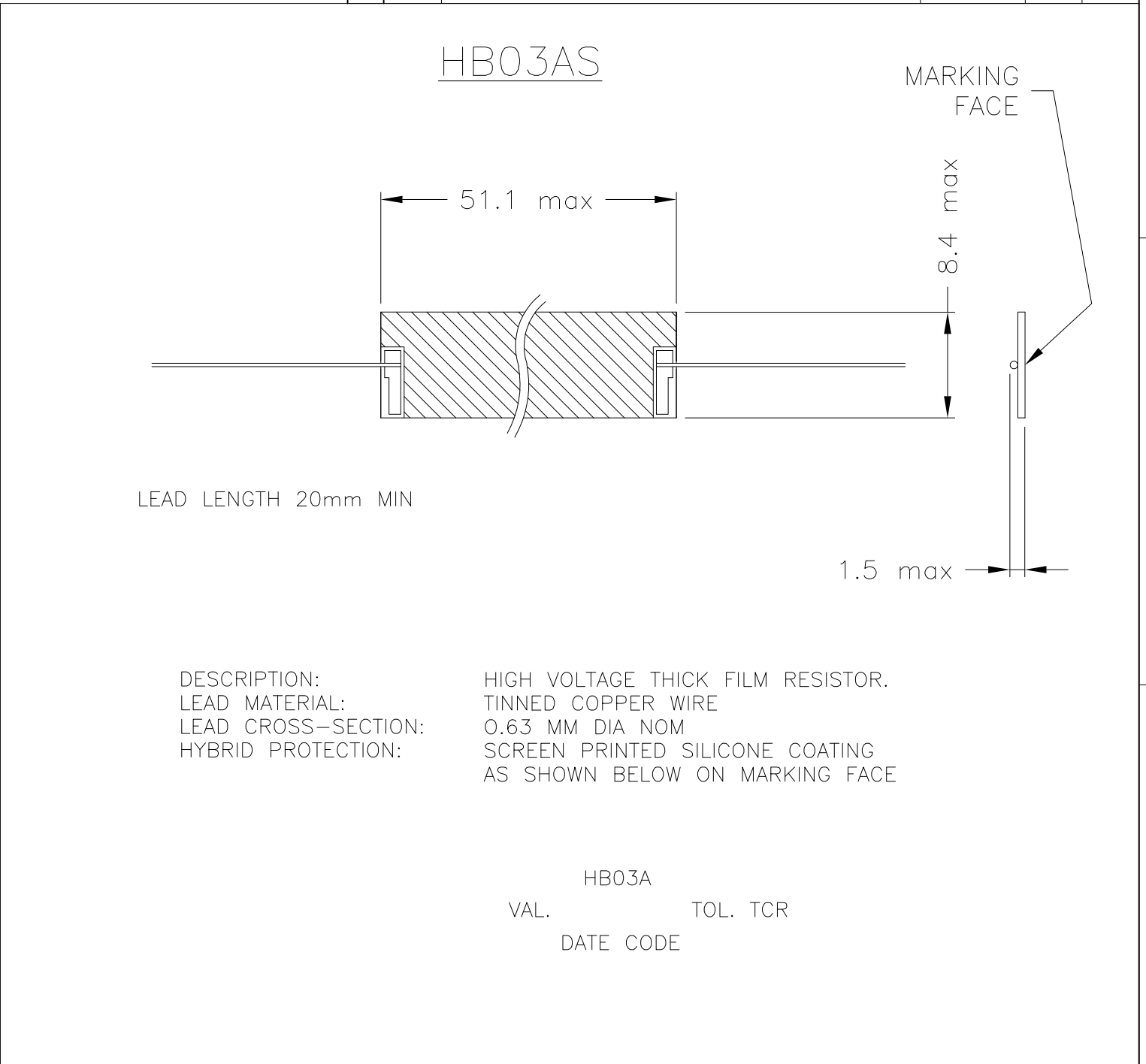
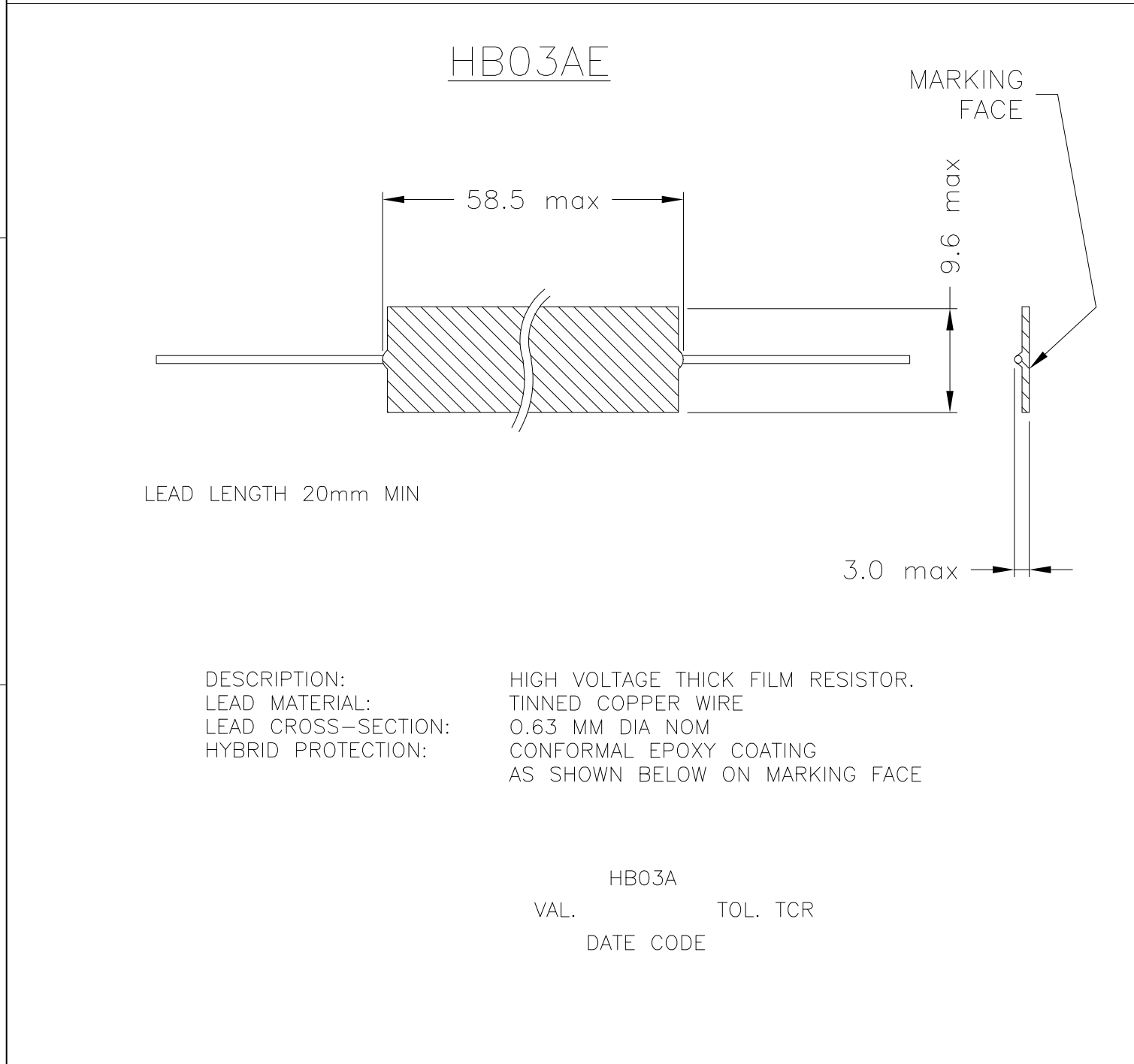


THIS DRAWING IS UNPUBLISHED. RELEASED FOR PUBLICATION  
 © COPYRIGHT - By - ALL RIGHTS RESERVED.

LOC	DIST	REVISIONS			
P	LTR	DESCRIPTION	DATE	DWN	APVD
	B1	REVISED PER ECO-11-005150	21MAR11	RK	HMR



FOR A SPECIFIC PN FOR A RESISTANCE VALUE AND TOLERANCE, PLEASE REFER TO DMF.

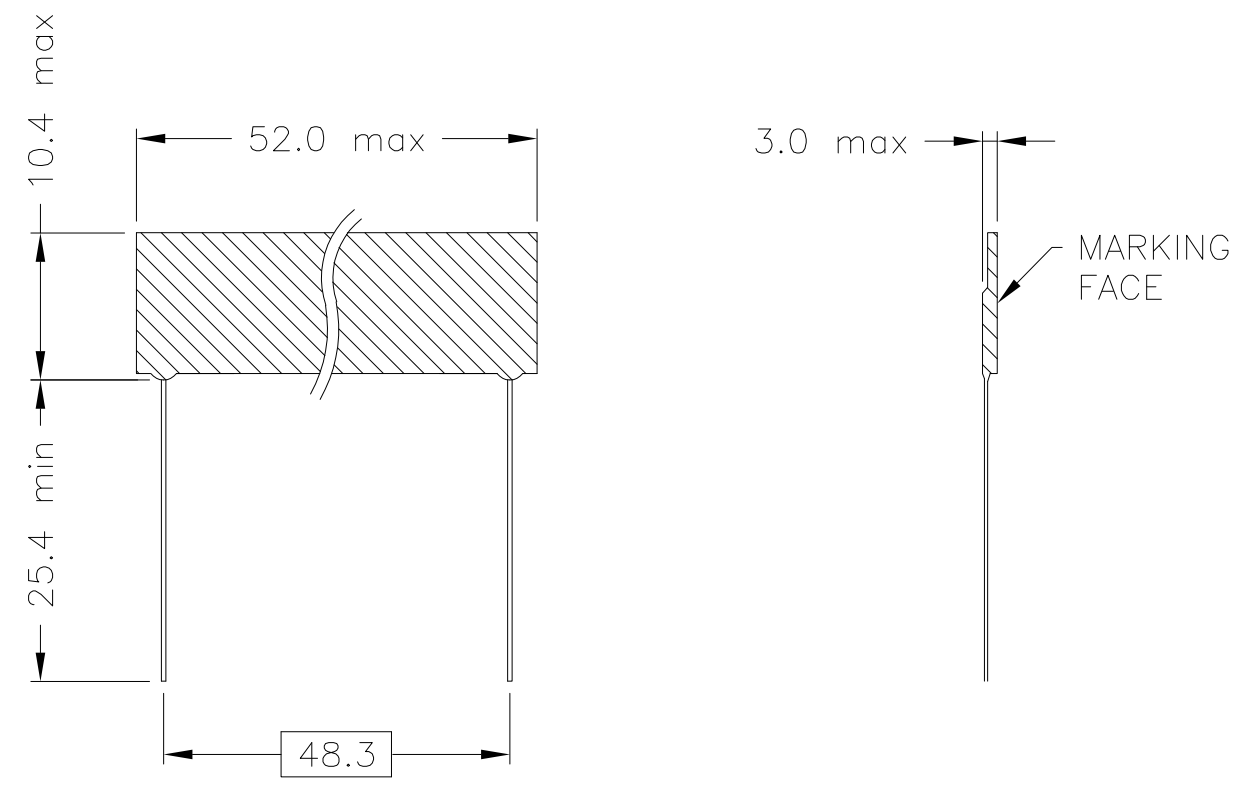
**RoHS Compliant**

THIS DRAWING IS A CONTROLLED DOCUMENT.		DWN 31OCT2005 DAVE KENNEDY	<b>STE</b> TE Connectivity	
DIMENSIONS: MM		CHK 01NOV05 J CATCHPOLE		
TOLERANCES UNLESS OTHERWISE SPECIFIED:		APVD 01NOV05 J CATCHPOLE	NAME HB03	
0 PLC ± -		PRODUCT SPEC	-	
1 PLC ± -		APPLICATION SPEC	-	
2 PLC ± -		WEIGHT -	SIZE A3	CAGE CODE 00779
3 PLC ± -		MATERIAL -	DRAWING NO C-1625959	
4 PLC ± -			RESTRICTED TO -	
ANGLES ± -		CUSTOMER DRAWING		SCALE NTS
FINISH -		SHEET 1 OF 2		REV B1

THIS DRAWING IS UNPUBLISHED. RELEASED FOR PUBLICATION  
 © COPYRIGHT - By - ALL RIGHTS RESERVED.

LOC	DIST	REVISIONS					
E	B	P	LTR	DESCRIPTION	DATE	DWN	APVD
		B1		REVISED PER ECO-11-005150	21MAR11	RK	HMR

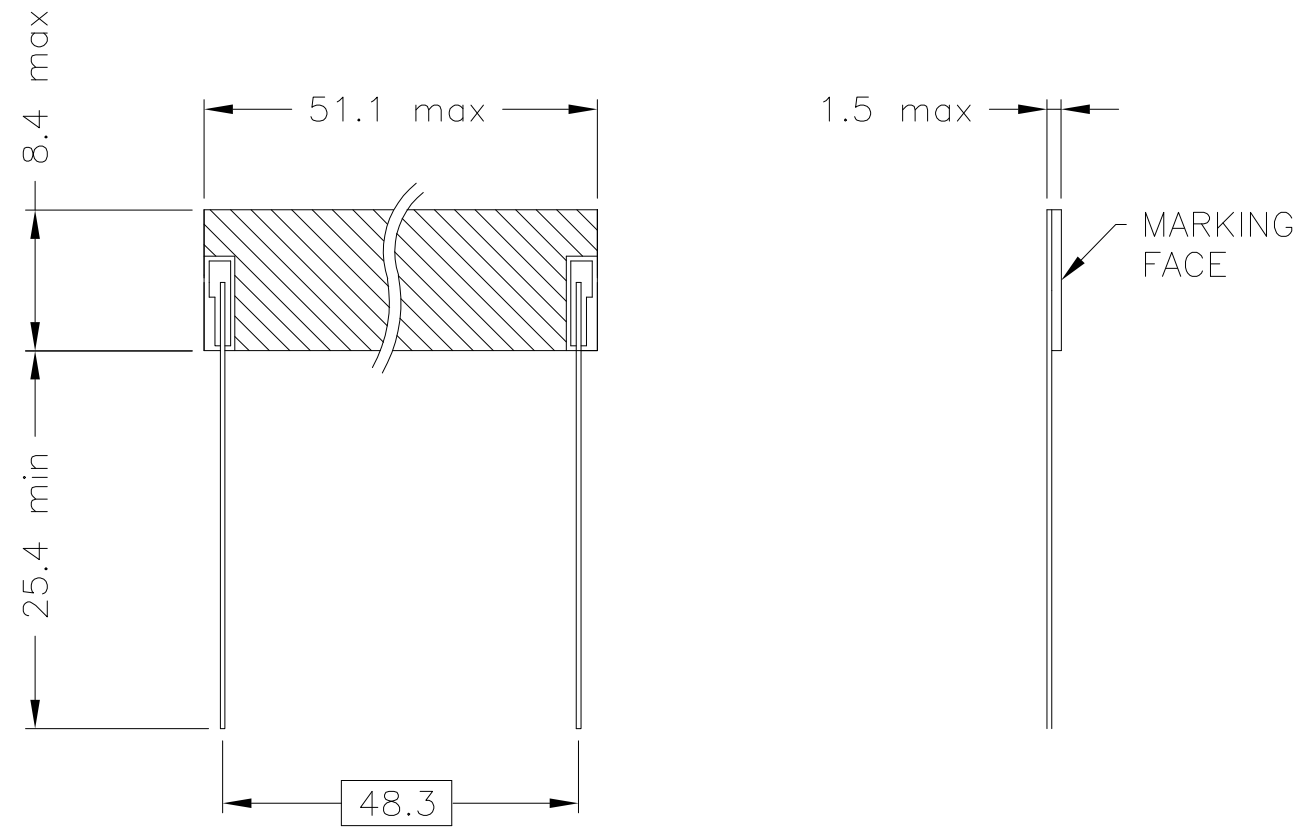
### HB03RE



DESCRIPTION: HIGH VOLTAGE THICK FILM RESISTOR.  
 LEAD MATERIAL: TINNED COPPER WIRE  
 LEAD CROSS-SECTION: 0.63 MM DIA NOM  
 HYBRID PROTECTION: CONFORMAL EPOXY COATING  
 AS SHOWN BELOW ON MARKING FACE

HB01R  
 VAL. TOL. TCR  
 DATE CODE

### HB03RS



DESCRIPTION: HIGH VOLTAGE THICK FILM RESISTOR.  
 LEAD MATERIAL: TINNED COPPER WIRE  
 LEAD CROSS-SECTION: 0.63 MM DIA NOM  
 HYBRID PROTECTION: SCREEN PRINTED SILICONE COATING  
 AS SHOWN BELOW ON MARKING FACE

HB01R  
 VAL. TOL. TCR  
 DATE CODE



TYPICAL SCHEMATIC

FOR A SPECIFIC PN FOR A RESISTANCE VALUE AND TOLERANCE, PLEASE REFER TO DMF.

## RoHS Compliant

THIS DRAWING IS A CONTROLLED DOCUMENT.		DWN 31OCT2005 DAVE KENNEDY	<b>STE</b> TE Connectivity	
DIMENSIONS: MM		CHK 01NOV05 J CATCHPOLE		
TOLERANCES UNLESS OTHERWISE SPECIFIED:		APVD 01NOV05 J CATCHPOLE	NAME HB03	
0 PLC ± -		PRODUCT SPEC	-	
1 PLC ± -		APPLICATION SPEC	-	
2 PLC ± -		WEIGHT -	SIZE A3	CAGE CODE 00779
3 PLC ± -		MATERIAL -	DRAWING NO C-1625959	
4 PLC ± -			RESTRICTED TO -	
ANGLES ± -		CUSTOMER DRAWING		SCALE NTS
FINISH -		SHEET 2 OF 2		REV B1